



Waitts Lake Camp

WAITTS LAKE CAMP CAMPING GUIDE

HISTORY/MISSION
PAGE 1

FACILITIES/RESERVATIONS
USE REQUIREMENTS
PAGE 2

CAMPING
GUIDELINES
PAGE 3

HEALTH & WATER
SLIDE USE
PAGE 4

SUPPLIES
CHECKLIST
PAGE 5

MAP &
DIRECTIONS
PAGE 6


The Waitts Lake Camp is located approximately 40 Miles north of Spokane off of Hwy 395 and is ½ mile northeast of Waitts Lake. There are accommodations for large & small groups, modern hotel-style rooms with showers & bathrooms in each room. The camp has a state of the art kitchen with a large dining hall, a huge multi-purpose sports field along with an outdoor basketball court and volley-ball pit.

Waitts Lake Camp was purchased from Herb Gunderson in 1988. He started it as a private Christian Camp and encountered some health problems but wanted it to remain a Christian Camp.

When the Open Bible Churches of Eastern Washington District purchased it from Mr Gunderson there was the manager’s home, a small Chapel, and a nice men’s and ladies shower house. There were also 12 RV sites complete with full hookup. They had built an open air Chapel with just a roof and sawdust floor.

After the camp was purchased, the Chapel was enclosed and a 1200 square foot kitchen was added..

The next project was to build a two story dormitory that houses 146 persons. All the rooms were carpeted, with restrooms in each room. There are 22 rooms all furnished with bunks. Several acres of trees and brush were cleared to plant grass and a sprinkler system was added later. Shrubs and flowers border the pathways.



There is a nice maintenance building, two more smaller dorms and a gate to the front entrance. There is a total of 100 acres for hiking and wildlife viewing.

Mission Statement

The goal is to provide a place conducive to healthy Christian character development for youth and adult groups from all denominations.

Waitts Lake Camp
3362 D Thompson Rd, Valley, WA 99181
Phone: (509) 680-8095
General E-Mail: info@waittslakecamp.com

FACILITIES

The Waitts Lake Camp has provided facilities for groups of youth and adults since 1993 to all denominations who might enjoy the outdoor experience and yet spend time worshipping the Lord. The goal is to foster Christian character development.

At a 100 acre site above Waitts Lake, 50 Miles north of Spokane, WA, the camp maintains five self-contained camp facilities which can accommodate groups for up to 206 people. There are several RV sites with full hook-ups. Camp assignments are made in relation to group size and needs.

We also have two fully equipped kitchen facilities

- No pets, weapons, fireworks, alcohol or smoking is permitted.
- We cannot accommodate family reunions, picnics, tourists, visitors, drop-ins, day-trips, or sight-seeing tours. Group leaders, please call to schedule a visit •

Agreement to comply with Waitts Lake Health & with the camp manager.

- Each group should plan its activities to respect the privacy of groups in other campsites.
- We ask that each group plan a program that is consistent with the camp mission of healthy Christian character development.

Campsite	Total Occupancy	Requested Minimum Occupancy
Main Lodge	144	50
Judea/Samaria	24	16
Mt. Sinai/Mt. Aarart	24	8
RV Sites	12	1

RESERVATION PROCESS

- Retreat dates can be reserved up to eleven months in advance.
- Please review the information on our website—www.waittslakecamp.com—to see detailed campsite descriptions and more information about the separate buildings. You must then submit an **Registration Form** to confirm your group’s eligibility. Once this eligibility is confirmed, further processing can begin and reservation dates can be determined. If you do not have access to the internet, please contact the Camp Registrar Melissa Stelly at 509-467-5122 to request that a form be mailed to you.

- Eligibility is determined by the purpose for the retreat and the ability to meet the requirements below.
- Approximately four months prior to your retreat, you will be sent a Packet with any missing information along with other materials that will help you plan your retreat. Any missing information is due back in the Waitts Lake Camp Office at least three months prior to your retreat date.
- Campsite assignments are made based on the dates available and the size and ages of your group.
- Reservation periods are Monday-Friday and Friday-Sunday. (Sunday arrivals are not permitted.)

USE REQUIREMENTS

- Application for use of our facilities
- Reservation forms completed and returned
- Retreat program consistent with the mission statement of the Waitts Lake Camps
- Certificate of Commercial General Liability Insurance naming the Waitts Lake Camp as primary additional insured and with minimum coverage of \$1,000,000 per occurrence
- Certificate of Group Camper Medical/Accident Insurance with minimum coverage of \$5,000 per individual
- Indemnity Agreement

- Signed Agreement with the Waitts Lake camping guidelines



CAMPING GUIDELINES

1. **PRECAMP TRAINING** - A successful retreat requires careful precamp planning. Please have several precamp meetings to familiarize your retreat leaders with their retreat responsibilities and the requirements of Waitts Lake Camp. In addition to thoughtful preparation for programs, food service, transportation, recreation, activities, and cleanup, please emphasize each leader's role in emergency procedures and attention to the health and safety of your campers.
2. **PRECAMP COMMUNICATION** - Prior to your retreat, please be sure to clearly communicate with each member of your group. They will need to know what to expect at camp and what will be expected of them. Be sure they know what to bring with them, how to get to your specific site, and how they can be reached while at camp.
3. **EMERGENCIES** - Waitts Lake Camp staff live on the property and are available to assist in the event of emergencies.
4. **CHECK-IN** - Plan to arrive before or with your group and *stop at the Camp Office* as soon as you arrive to pick up information you will need. *Check-in time is 3pm*. Please call the Camp Manager to let us know if you are delayed enroute and unable to arrive when expected.
5. **CHECK-OUT** - In order to avoid delays to your departure, please plan your program and cleanup to *be ready for your check-out at 11am*. A thorough inspection must be performed by our camp staff before you leave. Please plan to accompany our staff on the inspection in the event any follow-up is necessary.
6. **ORIENTATION** - Please plan a few minutes in your program for an orientation to the Camp to be given by a member of the Waitts Lake Camp staff.
7. **FOOD SERVICE** - All food, supplies, and meal preparation are to be provided by your group. Plan menus so that your first and last meals can be served with a minimum of cooking and cleanup. Cookware, serving ware, tableware, and dishes are provided. To reduce solid waste, please do not use disposable products such as paper plates and cups, plastic tableware, etc.
8. **KITCHEN FACILITIES** - Each camp group has a complete kitchen, stove, freezer, refrigerator, and enough dishes, pots, pans, and utensils are provided to serve each site's capacity. The Main Lodge also has its own ice machine.
9. **TRASH & RECYCLING** - Please make every effort to minimize solid waste generated by your activities. Plan to separate and recycle as much as possible. The rest of your trash can be deposited in garbage disposal area.. Please plan to take recyclables home with you. Plastic liners in the trash cans are provided for your use.
10. **CLEANUP** - Before check-out, please plan to have your group thoroughly inspect the grounds and clean and sanitize all of the facilities in your campsite. You are responsible for the condition of all the facilities in your campsite even if you did not use them all. Cleaning supplies are provided for you. Please take all your personal supplies, soap, paper towels, etc., home with you.
11. **TRANSPORTATION-**
 - Yes! You will have to provide your own transportation.
 - The road is a dirt road, so please travel slowly so that the dust is not stirred up. Our neighbors will appreciate it!
 - Please pool transportation to minimize the use of vehicles as much as possible. Gasoline is not available at camp.
 - Yes! You will have to provide transportation down to the lake and back if you plan on using the Winona Beach Resort or Waitts Lake Resort swim areas.
12. **BOUNDARIES** - Please plan your activities to respect the privacy of groups in other campsites. Please be sure that your campers do not enter any other campsite or cross any property line fences.
13. **VISITORS and RESTRICTIONS** - We cannot accommodate family reunions, picnics, tourists, visitors, drop-ins, sight-seeing tours, or day-trips. *We do not allow pets, alcohol, weapons, or fireworks. Smoking is not allowed on the premises.* Please note these restrictions as you plan your program. Please preschedule visits with our camp manager.
14. **CAMPFIRES and FIREWOOD** - Campfires are allowed by permission only and depending on weather conditions.

WAITTS LAKE HEALTH

LEADERSHIP

- All camp activities must be conducted under the direct supervision of a qualified adult responsible for implementing appropriate safety standards.
- Each group must have at least one adult supervisor for every 10 children in the camp.
- Each group must have with them at camp a written statement of personnel policies and practices as they affect both the campers and staff. Staff members shall be informed of these policies and practices.
- Each group must have with them at camp a written job description of each staff position.
- Each group leader must ascertain and have on record at camp information attesting to the character, integrity, and ability of each staff member to perform the tasks required of his/her position.


MEDICAL

- A physician, registered nurse, LPN, or a person with an American Red Cross advanced first-aid certificate or its equivalent must be with your group at all times. Current license or certificate must be presented at camp to the Waitts Lake Camp Manager.
- In the event of a need for further medical consultation, a physician in Chewelah is on call at all times to advise your group's First-Aid Provider. There is normally a charge for after-hours telephone calls. Please refer to the Doctor's Standing Orders in the Campsite Notebook for a phone number.
- In the event of serious injury or illness, the physician on call must be consulted immediately and the parents or guardians notified as soon as possible. Any serious accident, illness, or death involving any camper must be reported to the Camp staff immediately.

WATER SLIDE USE

1. Clothing must be approved swimwear.
2. Watches, Bracelets, Jewelry, etc are not allowed while using the slide.
3. Shoes, Sandals or Water Shoes are not allowed while using the slide.
4. Jumping in from sides of slide are not allowed
5. Diving of any sorts is prohibited whether on the slide or in the pool.
6. You must have adult supervision at all times.

- A written arrangement has been made with St Joseph Hospital Emergency Room in Chewelah (509-935-8211) for medical treatment in the case of serious illness or injury. Your group must provide your own transportation for any sick or injured camper. If the emergency is life-threatening, first call 911, then call Camp staff at: 509-680-8095. Always call the Camp staff!
- Your group must provide your own fully equipped first-aid kit, which should be readily available during all camp activities.
- A person with a communicable disease or who is suspected of such illness must be isolated to insure both safety to other persons and quiet to the patient. Any child that is isolated must have adult supervision.
- A bound medical log listing date, name of the patient, ailment, probable cause, and the treatment prescribed must be kept by your First-Aid Provider. A spiral notebook will satisfy this requirement.
- Your group's First-Aid Provider must keep an individual health history record on each person in your group. This record must be present in your campsite during your stay and contain the person's name, date of birth, allergies, immunizations, current medications, parent's name and address with telephone number, and parent or guardian authorization for emergency medical care if the need arises.
- All prescription medications must be kept under lock, except when in the possession of your authorized First-Aid Provider. Medication shall be administered by your First-Aid Provider only.



SUPPLIES CHECK LIST

In addition to your food items, you will need to bring the items listed below. These items are **NOT** provided by Waitts Lake Camp.



PROGRAM SUPPLIES

- Song sheets or books
- Musical instruments
- Extension cords
- Inclement weather supplies
- Craft supplies
- Chalk and blackboard
- Tools
- Scissors
- Rope
- TV, VCR, Audio Visual Supplies,
- P. A. system, projectors, and screens

HEALTH and SAFETY

- First-aid & supplies
- First-aid book

KITCHEN

- Food
- Matches
- Napkins
- Alumimum Foil
- Plastic Wrap
- Zip Lock Bags

INDIVIDUAL CHECK LIST

- Bible
- Personal clothing and toiletries
- Bath towels & washcloth
- Sleeping Bags
- Pillow
- Hand Soap & Shampoo
- Camera and film
- Hiking Shoes
- Flashlight
- Insect Repellant

RECREATION EQUIPMENT (*Is Furnished by the Camp*)

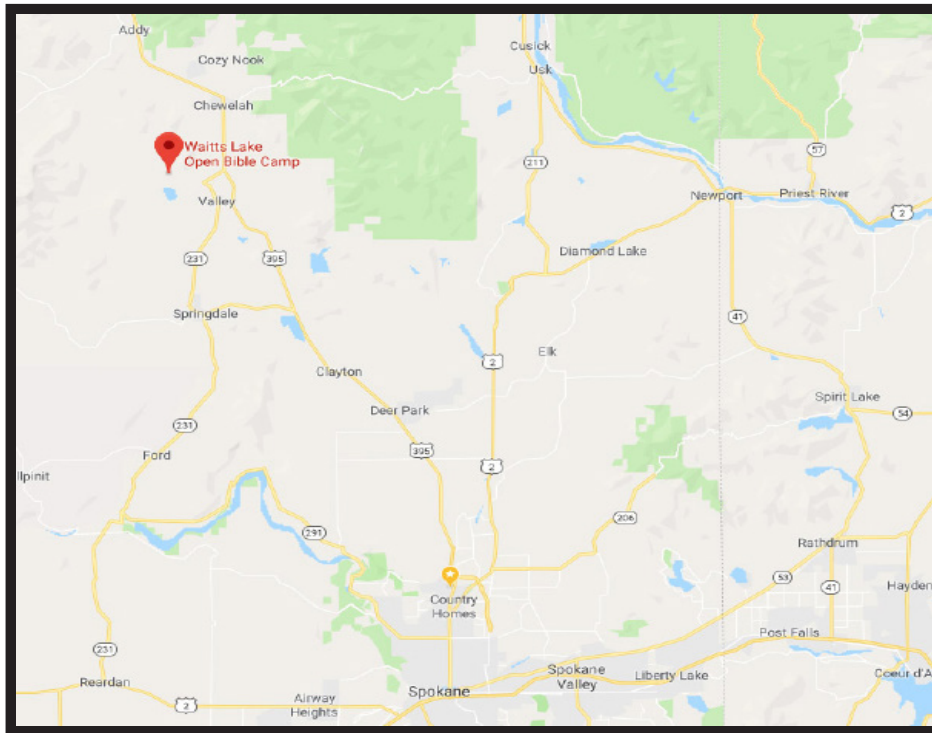
- Volleyball Indoor & Outdoor
- Basketball Indoor & Outdoor
- Soccer Ball
- Football
- Board Games (Some)
- Horseshoes & stakes
- Table Tennis Paddles and Balls
- Air Hockey
- Foosballs

Swimming at the Lake

Swimming is available at Waitts Lake Resort. They charge a nominal fee, please contact them before using thier facility to make sure they have room for your group. You will be responsible for transportation to and from thier facility.



MAP & DIRECTIONS



From Spokane (Approximately 1-1/4 hours travel time)

Head north on Hwy 395 out of Spokane. Go past Deer Park heading towards Loon Lake, WA.

Continue on past Loon Lake another 7.8 miles to Bulldog Road just past Jump Off Joe Rd., between mile marker #198 & 199. Turn left on Bulldog road, go down the hill approximately 1.5 miles to the stop sign and turn right. Look for the “Silver Beach Resort” signs and continue to follow them.

Go another 1.3 miles until you come to the one & only Gas Station and make a left onto Hemlock St (which becomes Waitts Lake Rd). Cross the railroad tracks and head west 3.2 miles to Thompson Road.

You will then see “Silver Beach Resort” on your left. Go 1/10th of a mile further up the road until you notice a small green sign on your right that says “**Open Bible Camp**” on it. This is Thompson Rd!

Turn right onto Thompson Road, go to the top of the hill and there will be a series of mail boxes on the right side and the beginning of the gravel lane (**and another green Open Bible sign**).

Follow the lane to the end (.2 m) and stay to your left. You will see the Open Bible Camp entrance to your left.

At least one person should make their way to the Managers House and let them know you are ready to check in.

Please obey the speed limit sign of 10-15 MPH at all times on the gravel roads in which to keep the dust down for our neighbors.